

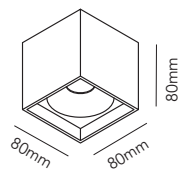


## SOLO

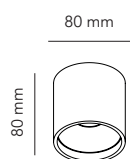
Design: Ronni Gol



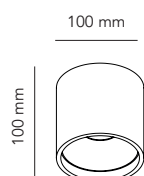
\*Black/gold color for indoor use only



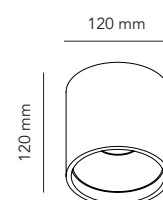
## SOLO SQUARE



SOLO 1



SOLO 2



SOLO 3

# SOLO ROUND 3000 K

Design: Ronni Gol

**LIGHT·POINT**  
C O P E N H A G E N

ART. NAME	SOLO 1	SOLO 2	SOLO 3
Art. no. white	258990	259020	259025
Art. no. black/white	258991	259021	259026
Art. no. black/gold	258992	-	-
EAN white	5711389589905	5711389590208	5711389590253
EAN black	5711389589912	5711389590215	5711389590260
EAN black/gold	5711389589929	-	-
Material	Aluminium / Glass	Aluminium / Glass	Aluminium / Glass
Light source	Lumens	Lumens	Lumens
Lifetime	50.000	50.000	50.000
Number of light sources	1	1	1
Electronical gear	N/A	N/A	N/A
Driver watt	N/A	N/A	N/A
Light source watt	6	10	15
System watt	6	10	15
Voltage	230V	220-2400V	220-2400V
Dimmable	Leading/trailing Edge	Leading/trailing Edge	Leading/trailing Edge
Lumen output	540	900	1350
Lumen pr. watt	90	90	90
Flux	281	N/A	N/A
CCT (K)	3000	3000	3000
RA/CRI	>90	>90	>90
Mac Adam	3	3	3
Light distribution	Direct	Direct	Direct
Beaming angle	40	40	40
Tilt angle	N/A	N/A	N/A
Cut out mm.	N/A	N/A	N/A
Rotation	N/A	N/A	N/A
Looping	No	No	No

# SOLO SQUARE 3000 K

Design: Ronni Gol

**LIGHT·POINT**  
C O P E N H A G E N

ART. NAME	SOLO SQUARE	-	-
Art. no. white	258995	-	-
Art. no. black/white	258996	-	-
Art. no. black/gold	258997	-	-
EAN white	5711389589950	-	-
EAN black	5711389589967	-	-
EAN black/gold	5711389589974	-	-
Material	Aluminium / Glass	-	-
Light source	LED	-	-
Lifetime	50.000	-	-
Number of light sources	1	-	-
Electronical gear	N/A	-	-
Driver watt	N/A	-	-
Light source watt	6	-	-
System watt	6	-	-
Voltage	230V	-	-
Dimmable	Leading/trailing Edge	-	-
Lumen output	540	-	-
Lumen pr. watt	90	-	-
Flux	281	-	-
CCT (K)	3000	-	-
RA/CRI	>90	-	-
Mac Adam	3	-	-
Light distribution	Direct	-	-
Beaming angle	40	-	-
Tilt angle	N/A	-	-
Cut out mm.	N/A	-	-
Rotation	N/A	-	-
Looping	No	-	-

# SOLO ROUND 2700 K

Design: Ronni Gol

**LIGHT·POINT**  
C O P E N H A G E N

ART. NAME	SOLO 1	SOLO 2	SOLO 3
Art. no. white	270210	270190	270200
Art. no. black/white	270211	270191	270201
EAN white	5711389702106	5711389701901	5711389702007
EAN black	5711389702113	5711389701918	5711389702014
Material	Aluminium / Glass	Aluminium / Glass	Aluminium / Glass
Light source	Lumens	Lumens	Lumens
Lifetime	50.000	50.000	50.000
Number of light sources	1	1	1
Electronical gear	N/A	N/A	N/A
Driver watt	N/A	N/A	N/A
Light source watt	6	10	15
System watt	6	10	15
Voltage	230V	220-2400V	220-2400V
Dimmable	Leading/trailing Edge	Leading/trailing Edge	Leading/trailing Edge
Lumen output	540	900	1350
Lumen pr. watt	90	90	90
Flux	281	N/A	N/A
CCT (K)	2700	2700	2700
RA/CRI	>90	>90	>90
Mac Adam	3	3	3
Light distribution	Direct	Direct	Direct
Beaming angle	40	40	40
Tilt angle	N/A	N/A	N/A
Cut out mm.	N/A	N/A	N/A
Rotation	N/A	N/A	N/A
Looping	No	No	No

# SOLO SQUARE 2700 K

Design: Ronni Gol

**LIGHT·POINT**  
C O P E N H A G E N

ART. NAME	SOLO SQUARE	-	-
Art. no. white	270220	-	-
Art. no. black/white	270221	-	-
EAN white	5711389702205	-	-
EAN black	5711389702212	-	-
Material	Aluminium / Glass	-	-
Light source	LED	-	-
Lifetime	50.000	-	-
Number of light sources	1	-	-
Electronical gear	N/A	-	-
Driver watt	N/A	-	-
Light source watt	6	-	-
System watt	6	-	-
Voltage	230v	-	-
Dimmable	Leading/trailing Edge	-	-
Lumen output	540	-	-
Lumen pr. watt	90	-	-
Flux	281	-	-
CCT (K)	2700	-	-
RA/CRI	>90	-	-
Mac Adam	3	-	-
Light distribution	Direct	-	-
Beaming angle	40	-	-
Tilt angle	N/A	-	-
Cut out mm.	N/A	-	-
Rotation	N/A	-	-
Looping	No	-	-