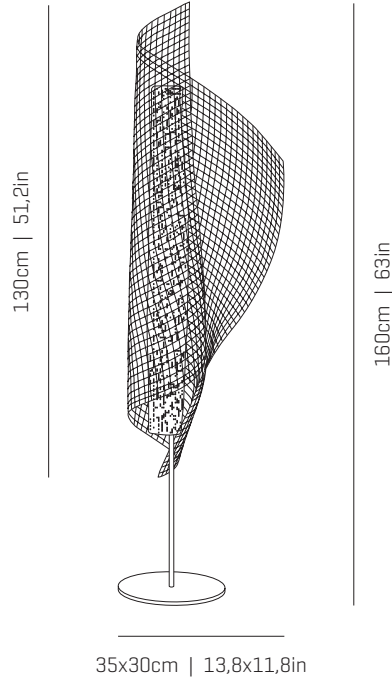


# a


by arturo alvarez

clara collection

LED



ref. CL03



CL02


CL03

## MATERIALS & COMPONENTS | MATERIALES & COMPONENTES

### LAMPSHADE | TULIPA

Painted stainless steel  
Acero inoxidable pintado

One color: white  
Un color: blanco



BL

### SUPPORT AND CABLE

#### SOPORTE Y CABLE

Stainless steel  
Acero inoxidable

Transparent cable  
Cable transparente  
Standard: 250cm | 98,4in

### LIGHT SOURCE BUILT IN

#### FUENTE DE LUZ INCLUIDA

#### 230V - 50Hz

□□□□ 35W 3000K 3474lm built-in  
upon request 2700K 3367lm

#### 100-277V - 60Hz

□□□□ 35W 3000K 3474lm built-in  
upon request 2700K 3367lm

### ENERGY EFFICIENCY

#### EFICIENCIA ENERGÉTICA

A

## OTHER DATA | OTROS DATOS

### NET WEIGHT | PESO NETO

10kg | 22lb

### PACKAGING | EMBALAJE

165x40x35cm | 65x 15,7x 13,8in  
15kg | 33,1lb

### ELECTRICAL FEATURES

#### CARACTERÍSTICAS ELÉCTRICAS



### CERTIFICATIONS

#### CERTIFICACIONES



# a

by arturo alvarez

ASSEMBLY INSTRUCTIONS  
INSTRUCCIONES DE MONTAJE

## Clara

ref. CLO3

Suitable for indoor use, at 25°C

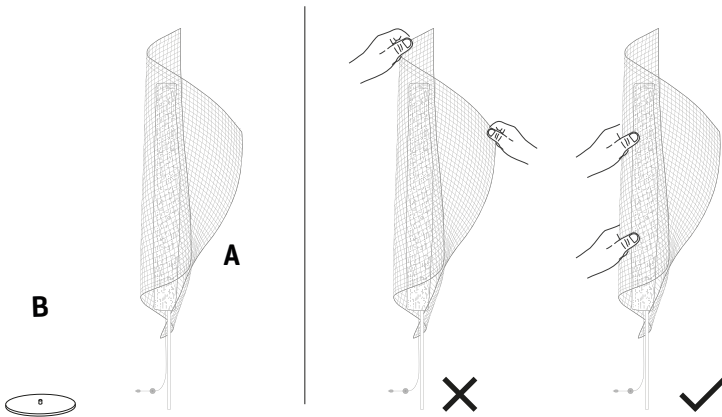
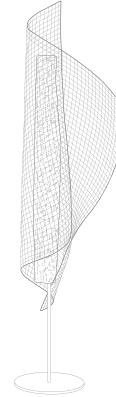
Apta para uso interior a temperatura ambiente de 25°C

Box contains | Contenido de la caja:

**A** - Lampshade | Tulipa [1]

**B** - Base | Base [1]

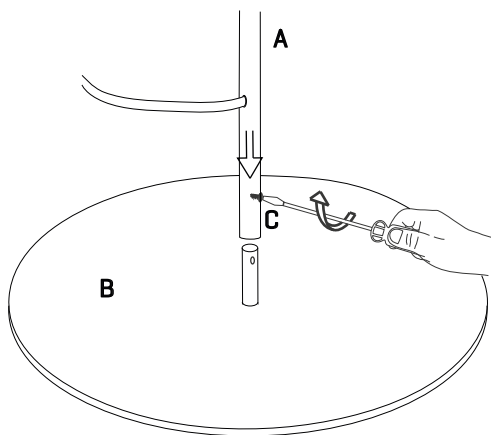
**C** - Screw | Tornillo [1]



### 1

The lampshade is shipped separately from its base, unpack both to proceed with its assembly.  
**IMPORTANT:** The lampshade is very delicate, always hold it with both hands and in the central area, otherwise you may deform it.

La tulipa se envía separada de su base, desembale ambos para proceder a su montaje.  
**IMPORTANTE:** La tulipa es muy delicada, sujétela siempre con las dos manos y por la zona central, de lo contrario podría deformarla.



### 2

Join the foot into the base, by screwing a screw.

Unir el pie a la base, enroscando el tornillo.